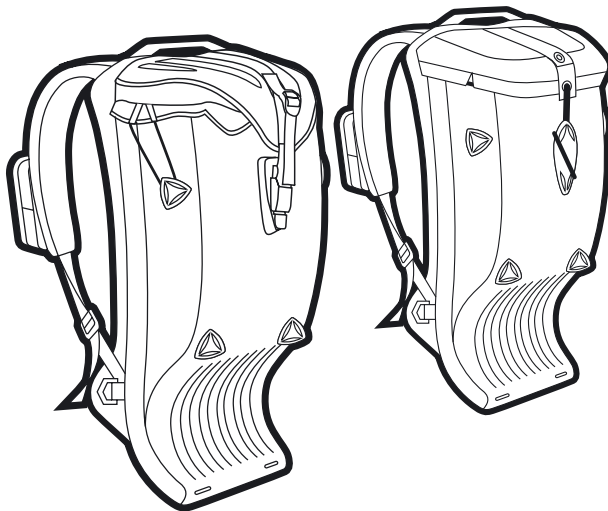


BOBLBEE 25L

USER MANUAL



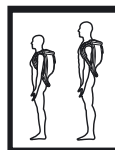

BACK PACK
BACK PACK SYSTEM
BACK PROTECTOR: EN 1621-2



READ MANUAL BEFORE USE

Back Protector for motorcycle riders and skiers.

Personal Protective Equipment - European Norm 1621-2:2003



Welcome to Point 65

and congratulations for investing in a high quality working tool and Personal Protective Equipment.

BOBLBEE 25L

The BOBLBEE 25L is a highly functional sport and working tool as well as a professional back protector. It is also endorsed for its excellent ergonomic properties by Ergonauts Performance Technologists.

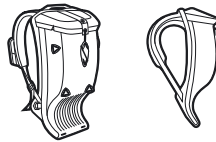
The BOBLBEE 25L is built to last over time, where each part can be disassembled for maintenance or repair. The BOBLBEE 25L is the platform for a larger system of components and accessories, to supply a wide range of functions for the demanding user.

The BOBLBEE 25L is tested and approved as back protector for motorcycle riders. For skiers,

snowboarders and skaters protecting your back is equally important although there are no official rules or certificates related to these individual sports.

The BOBLBEE 25L combines user features related to both motorcycle and bicycle riders, skiers and skaters. The shell reduces aerodynamic drag on the body, and without external accessories there is a minimum of straps to tail disturbingly in the wind.

If you prefer activities at more moderate speeds, there are a number of accessories to expand the capacity and ad functions to the BOBLBEE 25L.



Motorcycling and skiing

A mature motorcycle rider/skier is always aware that there is little room for error and that mental and physical preparation can mean the difference between a safe, enjoyable ride and a potentially disastrous one. We all ride because we love the freedom. But freedom must be respected whether on a motorcycle or on a mountain. Many sport or transportation activities today takes the human body to speeds for which we are not

designed. At Point 65 we use design and engineering to make motorcycle riding or skiing safer. Each individual, whether motorcycle rider or skier, must always remember though, that preparation, knowledge and common sense must always rule; respect the environment in which you are moving, be aware that speed is always a potential danger and know your limits.

Preparing to ride:

1. Wear the right gear. This product does not replace other safety gear. Use approved helmet and proper face and eye protection.
2. Become familiar with the motorcycle or ski equipment.
3. Check the motorcycle or ski equipment.
4. Be a responsible rider. Wearing Personal Protective Equipment does not guarantee your well being. Motorcycling or skiing can result in serious injury or death.



- No back protector can offer full protection against injury.
- Spinal injuries will not be prevented by the back protector.
- Don't drink alcohol or use illegal drugs while riding a motorcycle or skiing.

BOBLBEE 25L back protector test results according to European norm EN 1621-2

The BOBLBEE 25L shell has been designed to minimize impact forces being applied to the user's back area, by distributing the force from a point of impact over as large an area as possible, thereby reducing transformed impact energy per area unit.

The BOBLBEE 25L is certified according to Class 2 requirements, which is the higher level of protection. EN 1621-2:2003

Motorcyclists' back protectors shall be impact tested with an impactor designed to represent the hazards of impacts with edges such as kerbstones. The impactor shall be mounted on the appropriate guided falling mass. The specified impact energy shall be within an accuracy of $\pm 3\%$

- **Protectors Class 2 requirement:** The average peak force recorded below the anvil, in the test described by EN 1621-2:2003 shall be below 9kN, and no single value shall exceed 12 kN.
- **BOBLBEE 25L test result:** No single value exceeded 12 kN. The average peak force is 5,8 kN. The requirements for protectors of the level 2 are fulfilled.

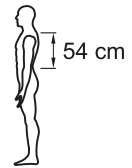


General requirements:

Back protectors for motorcyclists must fulfil the requirement that they are safe to use, carry comfortably and suitable for their purpose. BOBLBEE 25L fulfils the requirements.

Ergonomic requirements:

- Can you get on and off a motorcycle;
- Can you comfortably reach the controls of the motorcycle;
- Can you turn your head and trunk when on a motorcycle;
- Does the adjustment system cause discomfort;
- Does the adjustment system securely hold the protector in place;
- Can you pick something up from the floor by bending forward?

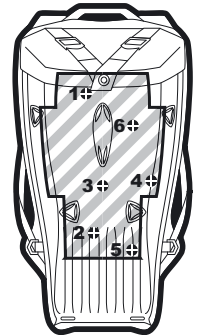


Impactor test zone for a torso length of 54 cm.

All above mentioned typical movements for motorcycle riders are possible without problems. The requirements are fulfilled.

Normative references:

- EN 340, Schutzkleidung - Allgemeine Anforderungen.
- EN 1621-1:1997, Motorradfahrer-Schutzkleidung gegen mechanische Belastung - Teil 1: Anforderungen und Prüfverfahren für Aufprall-Protektoren.
- ISO 6487, Road Vehicles - Measurement techniques in impact tests - instrumentation.
- ISO 7000. Graphical Symbols for use on equipment - Index and synopsis.



Definitions:

- EN 1621-2:2003

Test performed by TÜV Rheinland Product Safety GmbH, Am Grauen Stein, D-51105 Köln, Germany. Notified body No. 0197. Year 2005.

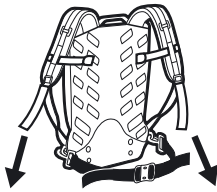
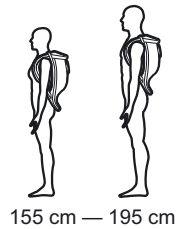


- The back protector certification and requirements are only valid in CE and TÜV acknowledging countries. This certificate does not apply to the United States market.

Ergonomics and adjustment

Great focus on ergonomics with body contoured shell and bucket seat harness derived from racing car seats. Adjustable

for unisex custom fitting between 155 cm to 195 cm.

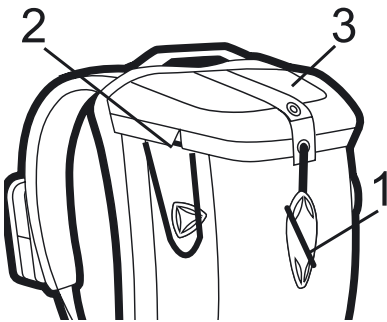


1. Tighten shoulder straps.
2. Tighten waistbelt.
3. Tighten sternum strap

Adjust the backpack firmly but without causing discomfort or restricting movement.



- Use shoulder straps, waistbelt and sternum strap to ensure the back protector requirement.
- Close and secure top lid, before riding, to ensure back protector requirement.
- Use Point 65 original waistbelts.
- Wearing the backpack loose and low will severely reduce protective characteristics.
- Refrain from overloading.

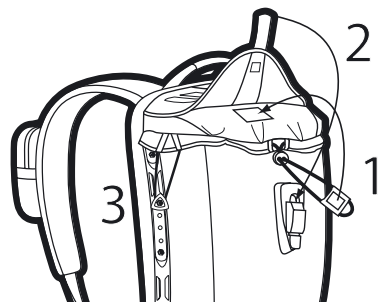


Secure the lid on GT model:

1. Tighten elastic bungee cord, and make full revolution (circle) around cleat, and secure.
2. For higher speed security, pull down bungee cord over triax buckle on both sides.
3. Compress lid further if necessary with top straps (not all models).

Secure the lid on GTO model:

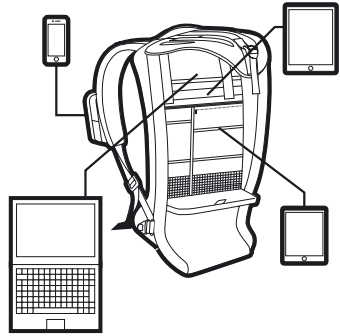
1. Tighten elastic bungee cord, and position the cord underneath the top cover, with the velcro (orange).
2. Fold down the top flap and secure with the ratchet lock.
3. For higher speed security, pull down bungee cord over delta buckles on both sides.



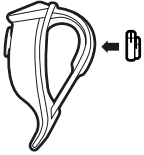
- Make sure to pack laptop in inside sleeve compartment, and secure with velcro straps before departing on a ride

Internal organization and cargo

The internal organizer is made to fit laptops, tablets, mini tablets, Smartphones, memory-, name-, & credit cards, Letter and A4 sized papers / notebooks as well as batteries. The zippered compartment can be used for coins, USB sticks, keys and other smaller items, while the net ensures that your smaller cables etc are kept secured in place.



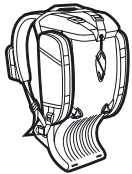
BOBLBEE 25L accessories



Boblbee Mini & Nano - Hard shell protective pockets for phones, cameras, Ipad etc. Dirt cover included on Mini. (Recommended for motorcycle riders).

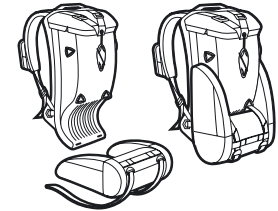
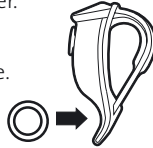
Multi purpose pocket - For phones, compact cameras, passport, wallet, etc. two compartments.

Travel pocket - For passport, boarding cards, tickets, travel cards and pens.

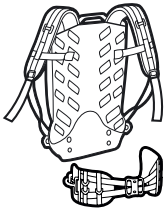


Side Winders - Side pockets that can be combined with Lumbar Cassette, X-Case or used independently. Volume 400 cu./6 liter.

X-Case - Fits in lumbar curve. Volume 250 cu.in./2 liter.

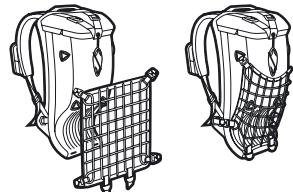
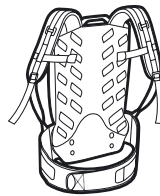


Lumbar Cassette - Fits in lumbar curve. Can be mounted horizontally/vertically. Side hip pockets. Can be used independently with standard waist belt. Volume 600 cu.in./10 liter .





Sport Waist Belt - Padded and adjustable waist support for optimal ergonomic weight distribution.

Velcro Waist Belt - Padded and adjustable waist support for optimal ergonomic weight distribution.



Cargo Net - Flexible for quick and easy access. Hand knotted. Holds full size motorcycle helmet.

	Size:	56 x 30 x 15 cm	22 x 12 x 6 inches
	Weight:	1900 g	4 lbs
	Capacity:	20 - 25 liter	1220- 1525 Cu. in.
	Max. Laptop Size:	36 x 26 x 5 cm	14 x 10 x 2 inches



- Check before a motorcycle ride that the equipment is well fastened and pockets are closed. Tighten all loose strap ends.
- DON'T KEEP LOOSE OBJECTS IN CARGO NET WHILE RIDING A MOTORCYCLE.

Maintenance

The BOBLBEE 25L is built to be a long lasting companion with little requirement of maintenance. Wipe the product clean regularly and make a visual inspection that no cracks or dents are visible in the plastic shell. Check that stitching and buckles are intact. Exchange any part that is defect to maintain a workable product. Point 65 offers service of parts through our distributors or shops. If disassembled make sure that all parts and

components are reassembled correctly.

The shell can crack at high impact, and is design to do so to absorb energy. Exchange shell immediately, even if it is a small crack. Extensive use can result in numerous small scratches, that eventually will decrease the protective characteristics of the product. Prevent the shell from being scratched, and exchange the shell after extensive use, even if it is intact.

Custom building and custom painting

Over the years we have seen incredible creativity in terms of fitting equipment to the shell construction and state of the art custom painting to match your motorcycle. *One must be aware though, that any alteration to the original product may seriously affect its protective characteristics, and must be done at your own risk.* The lacquers used by Point 65 for the original painting, have been designed to minimize chemical affect on

the plastic. If you never the less choose to paint your shell, make sure to use paints and primers that are suitable for the application and non-aggressive. Avoid aggressive solvents and consult information for paints that are suitable for the plastic type.




- For disassembling screws and nuts; use M5TORX screw driver and M5 key for nuts.
For reassembling; make sure that the nylon lock of the nut is tightened onto the screw.
The nylon lock will become weaker after repetitive assembly.
- For painting, use water based paints if possible. Today water based paints have good adhesion, are friendly to the environment and reduce the risk of weakening the plastic.

- Advice; test your paints on the inside of the shell, in the bottom area that will be covered with the harness.
Cut small lines with an X-acto knife, to make a cross pattern 1 x 1 mm in the test paint, apply paint paper tape, pull quickly to see if the adhesion is OK.
- For adding additional buckles/screw holes, drill hole with 6 mm. Wood type cutting drill head. Do not push, let the drill do the job.

Material Solution and Oil Patience of Uncoated Shell. ☺ Very Safe ☺ Safe ☹ Destructive ☠ Very destructive















!	Material Solution				Oil Patience						
	Weak Acid	Strong Acid	Weak Base	Strong Base	Acetone	Benzene	Alcohol	Ester	Gasoline	Petroleum	Lubricant
BOBLBEE 25L ABS Impact grade.	☺	☹	☺	☺	☠	☠	☹	☠	☹	☺	☺

* Shells that are lacquered in general have higher resistance. If you intend to test a solvent or primer for painting, test on a small lacquered area that is underneath the rails, to make sure the paint does not react.



- DO NOT ALTER, PAINT OR MODIFY THE PRODUCT AS IT WILL AFFECT IT'S PROTECTIVE CHARACTERISTICS. ANY ALTERATION TO THE PRODUCT IS DONE AT YOUR OWN RISK.
- DO NOT CLEAN WITH SOLVENT. DO NOT PAINT.
- EXCHANGE DAMAGED PARTS, AND INSPECT REGULARLY FOR DEFECTS.
- PREVENT THE SHELL FROM BEING SCRATCHED, AND EXCHANGE IF HEAVILY SCRATCHED, EVEN IF INTACT.

BOBLBEE 25L Product Data

Description		Part	Maintenance	Recycling
SHELL	ABS plastic, injection molded, high impact modified and UV protected, NEXA automotive lacquer and UV protected clear coat (not all versions are coated).		Wipe clean with damp cloth/soap and water. Restore lacquered shells with car polish/wax. Rub carefully.	 OTHER Plastic recycling
RAILS	POM plastic (Acetal), injection molded.		Maintenance free	
CLEAT TRIAX WASHER	PA6 plastic (Nylon), injection molded.		Maintenance free	
SCREW NUT	M5 torx socket screw, zinc-iron. M5 nut with nylon lock, steel. Anti corrosive electro plating.		Maintenance free	 Metal recycling
GASKET	EPDM rubber		Maintenance free	Rubber recycling
HARNES & STRAPS	600 D PE (outside), tripple PU baking Neoprene 420,210 PE (inside lining). PVC gasket ledge (water seal) EPS foam nylon straps, PA6 ITW nylon buckles. Bungee cord; nylon and rubber. Zippers: steel.		Clean with soap and water. Handwash with mild detergent without tensides. Tensides may harm the water protective PU baking  HAND WASH  DO NOT BLEACH  DO NOT IRON  DO NOT DRY CLEAN  DO NOT TUMBLE	Cut off nylon buckles and recycle, NR. 7. Leave fabric for combustion disposal.
 <ul style="list-style-type: none"> • This product contains no harmful substances related to use or recycling, if handled correctly. • Plastics used and related Material Safety Data Sheets (MSDS) are in compliance with EU directive 91/155/EEC, and are not considered dangerous or hazardous as waste. • Fabrics are regularly controlled against content of cadmium and heavy metals. The materials are not considered dangerous or hazardous as waste. • Incinerating ABS / PE, PA synthetic fabrics: waste products are; CO₂, CO and carbon hydrates. Accidental breathing of smoke from burning material ; supply fresh air. 				

Environment and performance

The materials and construction of the BOBLBEE 25L have been designed to withstand severe conditions. All fabrics have a tripple PU coating (polyurethane) for water protection (market standard is double coating). Plastics and lacquers have UV protection (ultra violet) against extended exposure to sunlight. Screws and nuts are coated with anti corrosive plating (to withstand 400 hours salt chamber-accelerated weather testing. Stainless steel level is approximately 600 hours, but much heavier). Mother earths conditions do put strain on most products, and if you care about your protective equipment you should

not store it outside over extended time, like several months or years. Extreme cold temperature affect most materials. It is less likely for motorcycle riders, but for snow mobile riders and skiers travelling at low temperatures (-15° to -30°C) the protective characteristics can be affected to some degree. At very low temperatures your body is also acting slower and stiffer. Act in relation to your environment. Think twice. Checking in your BOBLBEE 25L is not recommended, as you do not have control of the loading. Extremely low temperatures and static pressure of up 400 kg in cargo containers can cause damage.



- **EXTREME LOW TEMPERATURES WILL PROGRESSIVELY DECREASE PROTECTIVE CHARACTERISTICS.**
- **REFRAIN FROM STORING OUTSIDE IN DIRECT SUNLIGHT FOR EXTENDED PERIODS.**
- **DO NOT CHECK IN. TEMPERATURE AND PRESSURE IN CARGO HAUL CAN AFFECT PROTECTIVE CHARACTERISTICS. THE BOBLBEE 25L IS CABIN SIZE.**

BOBLBEE 25L

USER MANUAL

Article number: 7331569300007

Designed in Sweden



Patent: PCT 971 608, DE P697 05868.9,
CND 2 276 715, AUS 714 740, E 203 379,
US 6 179 186, HKpend. 00103696,
AU E 203 379, KOR 190 580, JP 3 398 753.

Back Protector for motorcycle riders and skiers.

Read Manual before use - Personal Protective Equipment

European Norm 1621-2:2003

CE EN 1621-2



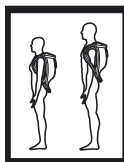
EN 1621-2



EN 1621-2



[-30° — +60° C]



155 — 195 cm



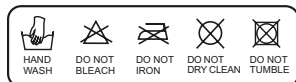
PREPARING TO RIDE:

1. Wear the right gear. This product does not replace other safety gear.
2. Become familiar with the motorcycle or ski equipment.
3. Check the motorcycle or ski equipment.
4. Be a responsible rider. Personal Protective Equipment does not guarantee your well being. Motorcycling and skiing can result in serious injury or death.



DO NOT CLEAN SHELL WITH SOLVENT! DO NOT PAINT!

To clean shell, use damp soft cloth to wipe clean.
To recondition lacquer, use non aggressive car wax gently.
To clean textile, handwash with mild soap or washing detergent without tensides.



EXCHANGE DAMAGED PARTS!

and leave for destruction and recycling. Do not use as a toy.

WARRANTY INFORMATION

The BOBLBEE 25L has a limited 2 year warranty against defects in materials and workmanship. If upon inspection, we find the product to be defective in materials or workmanship, we will repair or replace the product at our discretion. Damage caused by normal wear and tear, improper use or care, accident or negligence, is not covered under the warranty.

All warranty claims must be accompanied by an original receipt.

The word Boblbee™ and the Point 65 logotype are registered trademarks. ©Point 65 2014. The design and function of Boblbee backpacks are protected by patents, design and copyright. All rights reserved.



POINT 65°N
S W E D E N